



e-education activities

Funded by the European Union. Views and opinions expressed are however those of the author(s) only and do not necessarily reflect those of the European Union or the European Education and Culture Executive Agency (EACEA). Neither the European Union nor EACEA can be held responsible for them



*“Preparing people to use digital technology
is one of the most vital responsibilities for the future”*





Overview 1010101010101010

activity 01:

- *Introduction to e-education (T)*

activity 02:

- *Exploitation of some e-education platforms/resources (P)*

activity 03

- *Direct engagement with an online course (P)*





ACTIVITY 01

1010101010101010

Introduction to e-education





Activity 01

Introduction to e-education platforms and resources

Target audience:
people not familiar with
e-learning platforms



Activity 01

Introduction to e-education platforms and resources



Activity 01

OUTLINE

0. Context
1. Get acquainted with the existence of online education
2. Learn about the existence of different types of online education and courses
3. Learn how to find different courses and online platforms





Co-funded by
the European Union

2021-1-IT02-KA220-ADU-000035139



2030 Agenda for Sustainable Development

**an ambitious plan that sets out to achieve prosperity
that is respectful of the planet and its inhabitants.**





The threat of climate change is now more real than ever and the SDGs are crucial if we want to avoid compromising our children's future.

This Agenda is made up of

- **17 Sustainable Development Goals (SDGs)**
- further broken down into **169** targets,
- to be met by **2030**

with the intention of "leaving no one behind".

The image features the Sustainable Development Goals logo, which consists of a central white circle containing the text "SUSTAINABLE DEVELOPMENT GOALS". The word "GOALS" is larger and has a small circular icon of the 17 goal colors in the letter "O". Surrounding the central circle are 17 colorful, wedge-shaped segments that radiate outwards, each representing one of the 17 Sustainable Development Goals. The colors include shades of blue, green, yellow, red, orange, and pink.

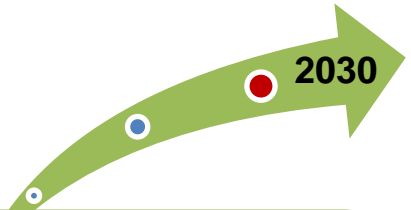
**SUSTAINABLE
DEVELOPMENT
GOALS**

Activity 01

Introduction to e-education platforms and resources



**United
Nations**



Sustainable development begins with education

Unesco 2015





Ensure inclusive and equitable quality education and promote lifelong learning opportunities for all





what is e-education?



e-learning, electronic learning or education

is a system of education that **transfers knowledge** and competencies that reaches many people, whether they might or not be in the same space or time





Activity 00

Introduction to e-education platforms and resources

Join at menti.com use code 4512 3851



Have you ever tried an online course (Y/N)?

What types of courses are possible to follow in online-education?

Is the quality of online education worse than the face-to-face one (Y/N)?

Are all the online courses free of charge (Y/N)?

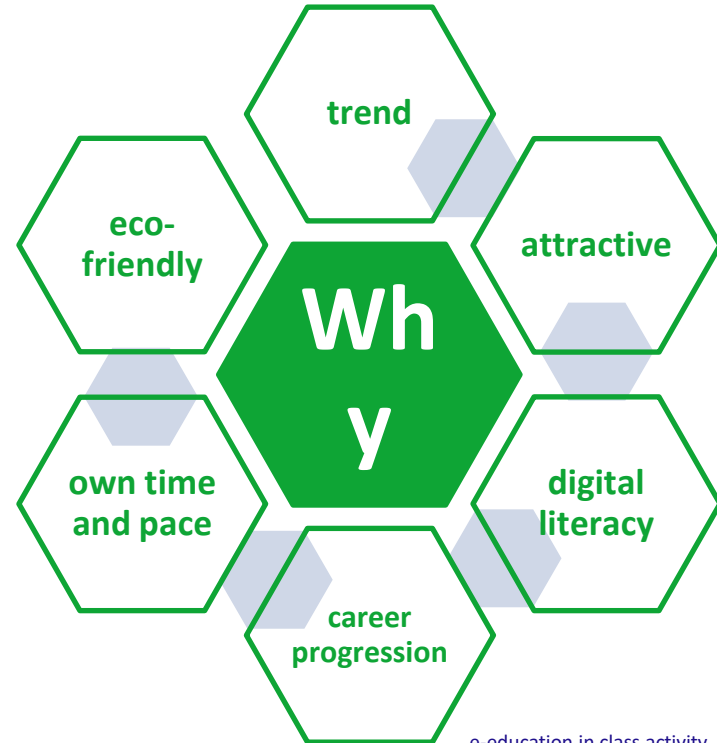
Can e education be certified?

Fears & concerns?





2. Why engage in e-education?





2. Why engage in e-education?



•



•



•



•



•

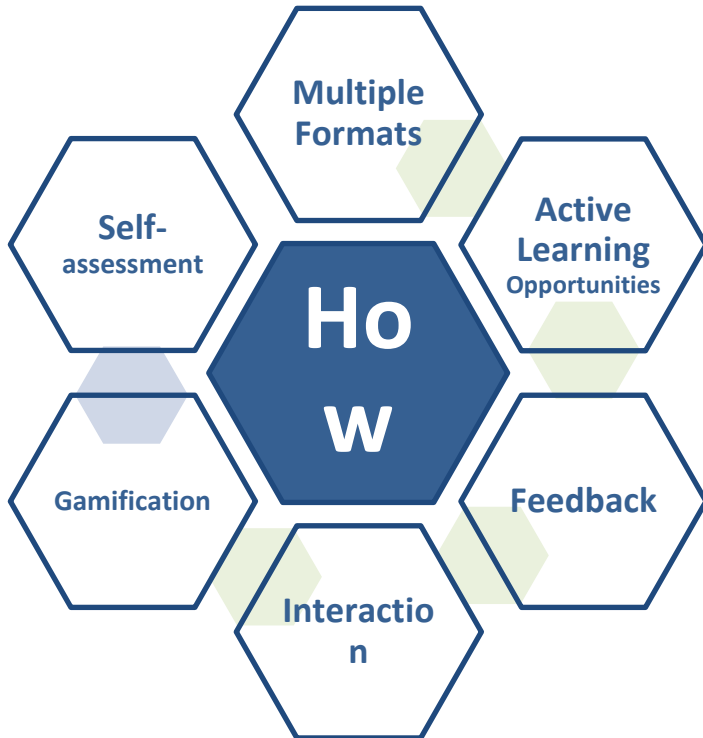


•








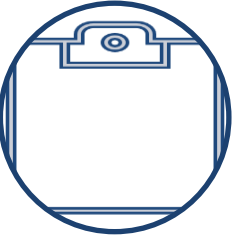


3. How engage in e-education?





3. How engage in e-education?

 <ul style="list-style-type: none">•	 <ul style="list-style-type: none">•	 <ul style="list-style-type: none">•	 <ul style="list-style-type: none">•	 <ul style="list-style-type: none">•	 <ul style="list-style-type: none">•
---	---	---	---	---	---





4. e-education Benefits



4. e-education Benefits

Easy access

- lessons regardless of location, avoiding travelling and being away from home for long periods

Homy

- learning in one's home gives flexibility that other traditional ways of teaching can't offer

Self-directed
learning

- learn how to schedule and plan their daily activities

Theme variety

- larger offer and variety of online training courses, methods and teachers

Unlimited learning
tools

- almost unlimited contents and study areas





4. e-education Benefits

Collaborative
learning.

- collaborative spaces where they can share and learn new information and help each other

Reduced resources

- only a computer, a phone and the internet are needed,

Cheaper

- cheaper formative offers in comparison to face-to-face options.

Red-Do

- possibility of restoring, repeating, or replacing classes.

Growth

- more people access to higher levels of education, resulting levels of social wealth

Interactive

- active learning-teaching processes and also creativity and innovation.





5. e-education Challenges

infrastructure

focus

team building

mental health





5. e-education Challenges

communication
infrastructure

poor internet infrastructures, low coverage and connection failures

focus

adult learner can focus for about 20 min. modules to be somewhere between 10 /15min

team building

e-learning prevents face-to-face encounters, which can hinder the belonging feeling to a group or class

mental health

Lack of personal and social interaction can lead to isolation or mental health issues



5. e-education Challenges

e education versus offline education



On-Site benefits	On-Line benefits
On-Site Challenges	On-Line Challenges











<https://pinup.com/FSJXIsIZy>





5. e-education Challenges

e education versus offline education

Particulars	 Online Education	 Offline Education
 Method of Teaching	Digitalised tools and methods of teaching	Traditional tools and methods of teaching
 Cost and Time	Cost-effective and time-saving	More expensive than online education and consumes more time
 Location	Virtual classrooms	Physical classrooms
 Flexibility	Online classes to have a flexible schedule	Offline classes have a fixed & strict schedule
 Communication	Communication and collaboration happens digitally	Communications and collaborations happen face-to-face
 Type of Approach	Facilitation and asynchronous approach	Instructional and synchronous approach
 Pace of Learning	Students largely determine the pace of learning	Teachers largely determine the pace of learning
 Level of Commitment	Students are less likely to remain serious and committed to their studies	Students remain more serious and committed to their studies





6. Is there e-education certification?

There are three general types of certification.

Certificates

Diplomas

Degrees



6. Is there e-education certification?

Degrees

Check Your
National Education
Ministry or other
Governmental

 Best Certified Online Courses sites
available in Portugal

<https://forum.pt/escolas/quais-os-melhores-sites-de-cursos-online-certificados>

- **Codecademy** (programming)
- **Busuu** (languages)
- **Domestika** (photography)
- **Udacity** (information systems)
- **IMF Business School Portugal School** (management)



6. Is there e-education certification?



Which is best site for online certification?

▶ 0:12 **Best Online Certification Courses Providers 2023**

- Udemy. 3319+ Courses.
- Edx. 1985+ Courses.
- Coursera. 1643+ Courses.
- Swayam. 1509+ Courses.
- Futurelearn. 1074+ Courses.
- Mindmajix Technologies. 677+ Courses.
- Vskills. 540+ Courses.
- Emeritus. 293+ Courses.

If your interested in a
DEGREE...

Check Your National
Education Ministry or
other Governmental
Organism for online
certification companies!

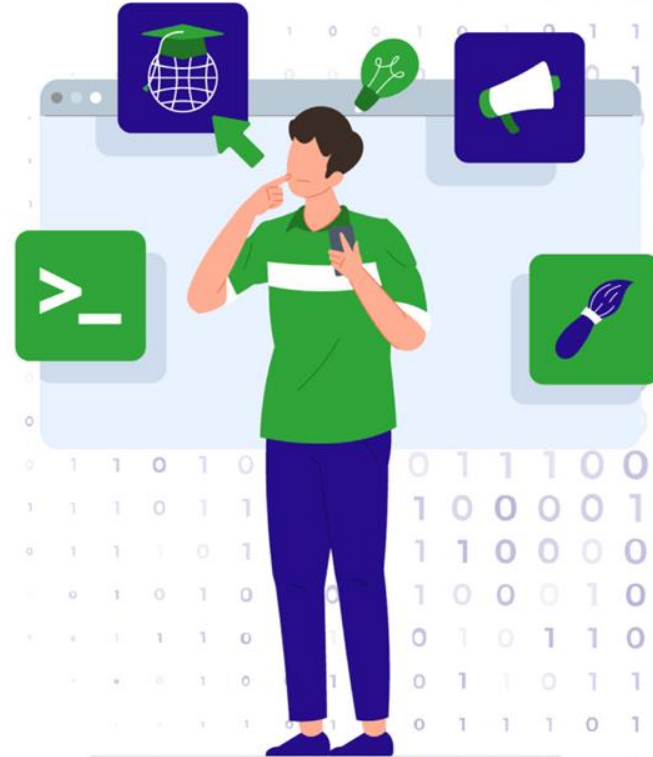


Thank you!



Follow us on Facebook!

<https://www.facebook.com/digequalproject>





e-education activities Activity 2

Funded by the European Union. Views and opinions expressed are however those of the author(s) only and do not necessarily reflect those of the European Union or the European Education and Culture Executive Agency (EACEA). Neither the European Union nor EACEA can be held responsible for them



*“Preparing people to use digital technology
is one of the most vital responsibilities for the future “*



Overview

- Ice breaker
- activity 01: *Introduction to e-education platforms and resources*
- activity 02: *Exploitation of some e-education platforms/resources*
- activity 03: *Direct engagement with an online course*





ACTIVITY 02

1010101010101010

Exploitation of some e-education platforms/resources





Activity 02

Exploitation of some e-education platforms/resources

Activity OUTLINE



1. Introductory presentation, where some platforms are shown to the audience
2. Learn how to navigate through online teaching platforms: exploring e-learning web sites



Activity 02

Exploitation of some e-education platforms/resources

Which of these platforms do you know?

- 1st | Coursera
- 2nd | YouTube
- 3rd | Google Digital Garage
- 4th | Domestika
- 5th | Duolingo



Activity 02.part1

Exploitation of some e-education platforms/resources

- Platform examples



www.coursera.org



www.open.ac.uk



www.youtube.com

<https://learndigital.wit.hgoogle.com/digitalgarage/>

E-LEARNING
27 Best Online Learning Platforms
(updated 2023)



learnworlds.com

One of the suggested platforms is Coursera, but the audience would be fully able to use any preferred platform during the activity.



Activity 02.part1

Exploitation of some e-education platforms/resources

- **Explore!**



www.coursera.org

1. Go to www.coursera.org
2. Create free account

[Log In](#)

[Join for Free](#)


Sign up ×

Learn on your own time from top universities and businesses.

FULL NAME

EMAIL


PASSWORD

Between 8 and 72 characters

[Join for Free](#)

or

 [Continue with Google](#)

Activity 02.part1

Exploitation of some e-education platforms/resources

- Explore!

3. Take a free course



www.coursera.org

The screenshot shows the Coursera website interface. At the top, the Coursera logo is on the left, followed by a search bar containing the text "What do you want to le...". To the right of the search bar are navigation links: "Online Degrees", "Find your New Career", "For Enterprise", and "For Universities". A bell icon is on the far right. A dropdown menu is open under the "Explore" button, which is circled in yellow. The menu lists several options under "Goals": "Take a free course" (circled in yellow), "Earn a Degree", "Earn a Certificate", "Advance your career", and "Find your new career". Below this is a "Subjects" section with a list of categories: "Data Science", "Business", "Computer Science", "Information Technology", "Language Learning", "Health", "Personal Development", and "Physical Science and Engineering". The background of the page is a dark image of a woman with glasses working on a laptop.

Activity 02.part1

Exploitation of some e-education platforms/resources

- Explore!



www.coursera.org

4. Choose a subject

Subject

Select options

- | | | |
|---|--|--|
| <input type="checkbox"/> Arts and Humanities | <input checked="" type="checkbox"/> Business | <input type="checkbox"/> Computer Science |
| <input type="checkbox"/> Data Science | <input type="checkbox"/> Health | <input checked="" type="checkbox"/> Information Technology |
| <input type="checkbox"/> Language Learning | <input type="checkbox"/> Math and Logic | <input type="checkbox"/> Personal Development |
| <input type="checkbox"/> Physical Science and Engineering | <input type="checkbox"/> Social Sciences | |

Apply

Clear All

Activity 02.part1

Exploitation of some e-education platforms/resources

- Explore!

5. Pick a course



www.coursera.org

The screenshot shows a search results page on Coursera. The filters on the left include: Subject (Business, Information Technology, Computer Science, Physical Science and Engineering), Skills (Advertising, Algorithms, Back-End Web Development, Digital Marketing), Level (Beginner), and Duration (Less Than 2 Hours). The search results show three courses. The first course, 'Crie artes para redes sociais usando Canva', is highlighted with a yellow circle. It is a Beginner - Guided Project - Less Than 2 Hours course with a 4.5 star rating from 24 reviews. The skills you'll gain include Algorithms, Back-End Web Development, Digital Marketing, and Marketing. The second course is 'Crie sua primeira campanha com Facebook Ads Manager' and the third is 'Introdução a Mapas de Relação com Kumu'. Below the search results, there are 'Searches related to free' suggestions: free certificate courses, free python, free data analytics, free sql, free courses, free ux, free courses human resources, and free data science.



Activity 02.part1

Exploitation of some e-education platforms/resources

- Explore!

6. You are ready to enroll for free and start learning!



www.coursera.org

The screenshot shows the Coursera website interface. At the top, there is a search bar with the text "What do you want to learn?" and a search icon. To the right of the search bar are navigation links: "Online Degrees", "Find your New Career", "For Enterprise", and "For Universities". Below the search bar, there are breadcrumb links: "Browse > Business > Marketing". The main content area features a course card for "Crie artes para redes sociais usando Canva". The course has a 4.5 star rating from 24 ratings and a "Share" button. Below the course title, it says "Offered by Coursera project network". A yellow circle highlights the "Enroll for Free" button. To the right of the course card, there is a list of benefits for the "Free Guided Project":

- ✓ Criar uma arte estática para produtos ou serviços.
- ✓ Criar uma arte dinâmica para produtos ou serviços.
- ✓ Divulgação de serviços e produtos através de redes sociais.
- ✓ Showcase this hands-on experience in an interview

Below the list, there are icons and text for course details: "1 hora", "Split-screen video", "Beginner-friendly", "Portuguese (Brazilian)", "No download needed", and "Desktop only".



Activity 02.part2

Exploitation of some e-education platforms/resources



- Discussion, in which every participant would be able to talk about their experience.

The discussion would talk about what were the **biggest difficulties the audience found when searching for an online course** or what they thought were the most positive points of the platforms.

Use online whiteboards to share ideas!



Activity 02.part3

Exploitation of some e-education platforms/resources



- Name 3 online courses they would like to engage with in the future.

Use online whiteboards to share ideas!

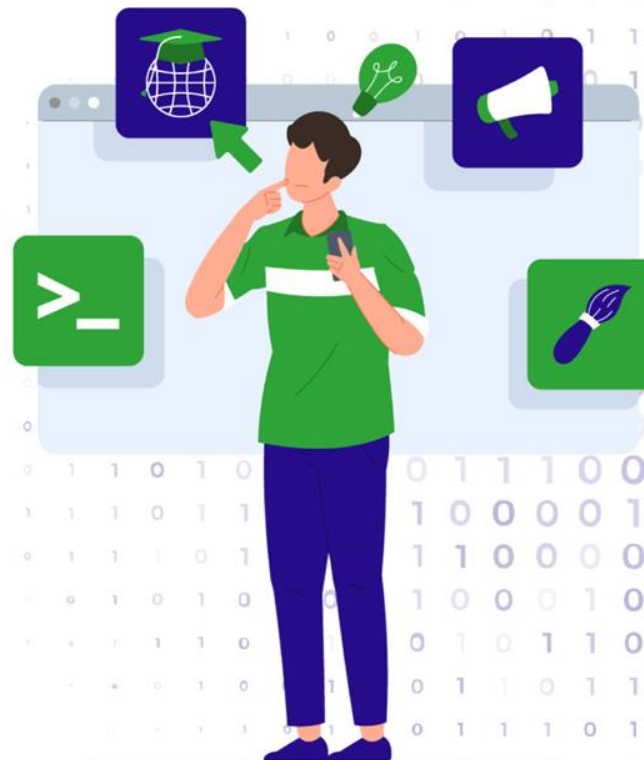


Thank you!



Follow us on Facebook!

<https://www.facebook.com/digequalproject>





e-education activities

Activity 3

Funded by the European Union. Views and opinions expressed are however those of the author(s) only and do not necessarily reflect those of the European Union or the European Education and Culture Executive Agency (EACEA). Neither the European Union nor EACEA can be held responsible for them



ACTIVITY 03

1010101010101010

Direct engagement with an online course





Activity 03

Direct engagement with an online course

Activity OUTLINE



1. Learn how to use and exploit all the learning materials made available by online courses
2. Acquisition of skills conferred by the information provided





Activity 03.part1

Direct engagement with an online course



Choose an online platform where online courses are available. You should search for 3 courses:


- a course that teaches you how to play a musical instrument
- a course that teaches you a new language
- a course that teaches you how to care for aromatic plants



Activity 03

Direct engagement with an online course

Make a list of the benefits and advantages of each of the courses you have previously found





Activity 03.part2

Direct engagement with an online course

The screenshot shows a Lucidspark online whiteboard interface. On the left, there is a toolbar with various drawing and editing tools. The main workspace contains several clusters of sticky notes in yellow, blue, and green. Handwritten notes include "What?!", "Robyn", "Twenty", "Two heads are better than one", "Look at that!", "Sam", "Sort", "Same", and "Bill". A text box on the right contains the following content:

Boosting our brainstorming sessions

First question: Why do they often fail?
one person dominates
not enough guidelines
people lose focus

So how can we make them better?
What have we seen work in the past?
pick someone to facilitate, keep everyone on track
set specific goals - not just a total free for all
some kind of icebreakers to get the wheels turning
maybe record it so you can rewatch / share it with people?
what about a timer? could help motivate people...

Action items: pick someone to facilitate our next session.
Any volunteers?

At the bottom left of the whiteboard, the URL <https://lucidspark.com/> is visible.

Use online
whiteboards to share
ideas!



Thank you!



Follow us on Facebook!

<https://www.facebook.com/digequalproject>

